

Priest Vestments

Jesus Christ told the Apostles to “...go and make disciples of all nations...”
Mat 28:19. They travelled throughout the world and ordained many Bishops, who in turn ordained Priests to spread God’s message. Priests serve God’s Church on earth. We can follow God’s path and receive the Holy Sacraments from our Priest. They have received the Grace of the Holy Spirit to celebrate Services. When they do this, they wear sacred clothing called vestments.

Epigonation

This is a diamond-shaped cloth that hangs from the belt (zoni). It is awarded to Priests that have attained special status in the church. It’s like a shield and reminds the Priest that he is a kind of warrior in a spiritual battle to spread the Faith.



Cuffs (Epimanikia)

These cuffs are placed on the Priest’s wrists. They represent God’s hands helping him celebrate the Faith with Power and Grace. They also remind us all when Jesus’ hands were tied during His Passion.



Belt (Zoni)

This belt symbolizes that the Priest is ready and willing to serve God.



Cape (Phelonion)

This cape reminds the Priest of Jesus’ mantle during His Passion and the ribbon edging on it symbolize His blood. The Priest feels God’s glory when he puts this last garment on.

Stole (Epitrachelion)

This stole hangs around the Priest’s neck and is tied together down the front. This is the Priest’s main vestment and he wears it during every service that he celebrates. There are threads along the bottom that symbolize the Christians who depend on God’s Grace that they receive through the Sacraments.

Tunic (Stiharion)

This tunic is usually light in colour and symbolizes purity of soul, happiness, and salvation.

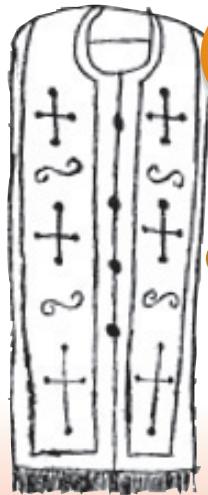
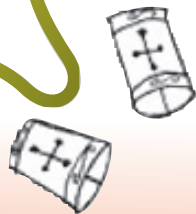

We Learn About Vestments in the Bible

“Make sacred garments for your brother Aaron to give him dignity and honor. Tell all the skilled workers to whom I have given wisdom in such matters that they are to make garments for Aaron, for his consecration, so he may serve me as priest. These are the garments they are to make: a breastpiece, an ephod, a robe, a woven tunic, a turban and a sash. They are to make these sacred garments for your brother Aaron and his sons, so they may serve me as priests. Have them use gold, and blue, purple and scarlet yarn, and fine linen.”

Exodus 28:2-5

Name: _____ Date: _____

Identify each vestment and color the drawings.



JESUS PRAYER

*Lord Jesus Christ, Son of God,
Have mercy upon me, a sinner.*

Priest Vestments

{Teacher's Edition}

Lesson Objective: To have children understand what the different components of the Priest's vestments are.

Introduction:

Jesus Christ told the Apostles to "...go and make disciples of all nations..." Mat 28:19. They travelled throughout the world and ordained many Bishops, who in turn ordained Priests to spread God's message. Priests serve God's Church on earth. We can follow God's path and receive the Holy Sacraments from our Priest. They have received the Grace of the Holy Spirit to celebrate Services. When they do this, they wear sacred clothing called vestments.

Bible Reading:

We Learn About Vestments in the Bible

"Make sacred garments for your brother Aaron to give him dignity and honor. Tell all the skilled workers to whom I have given wisdom in such matters that they are to make garments for Aaron, for his consecration, so he may serve me as priest. These are the garments they are to make: a breastpiece, an ephod, a robe, a woven tunic, a turban and a sash. They are to make these sacred garments for your brother Aaron and his sons, so they may serve me as priests. Have them use gold, and blue, purple and scarlet yarn, and fine linen." Exodus 28:2-5

Highlights:

Epigonation

This is a diamond-shaped cloth that hangs from the belt (zoni). It is awarded to Priests that have attained special status in the church. It's like a shield and reminds the Priest that he is a kind of warrior in a spiritual battle to spread the Faith.

Cuffs (Epimanikia)

These cuffs are placed on the Priest's wrists. They represent God's hands helping him celebrate the Faith with Power and Grace. They also remind us all when Jesus' hands were tied during His Passion.

Belt (Zoni)

This belt symbolizes that the Priest is ready and willing to serve God.

Cape (Phelonion)


This cape reminds the Priest of Jesus' mantle during His Passion and the ribbon edging on it symbolize His blood. The Priest feels God's glory when he puts this last garment on.

Stole (Epitrachelion)

This stole hangs around the Priest's neck and is tied together down the front. This is the Priest's main vestment and he wears it during every service that he celebrates. There are threads along the bottom that symbolize the Christians who depend on God's Grace that they receive through the Sacraments.

Tunic (Stiharion)

This tunic is usually light in colour and symbolizes purity of soul, happiness, and salvation.



Activity:

Have children identify the different vestments and color the drawings.

Jesus Prayer:

Lord Jesus Christ, Son of God,
Have mercy upon me, a sinner.